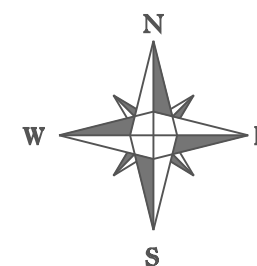
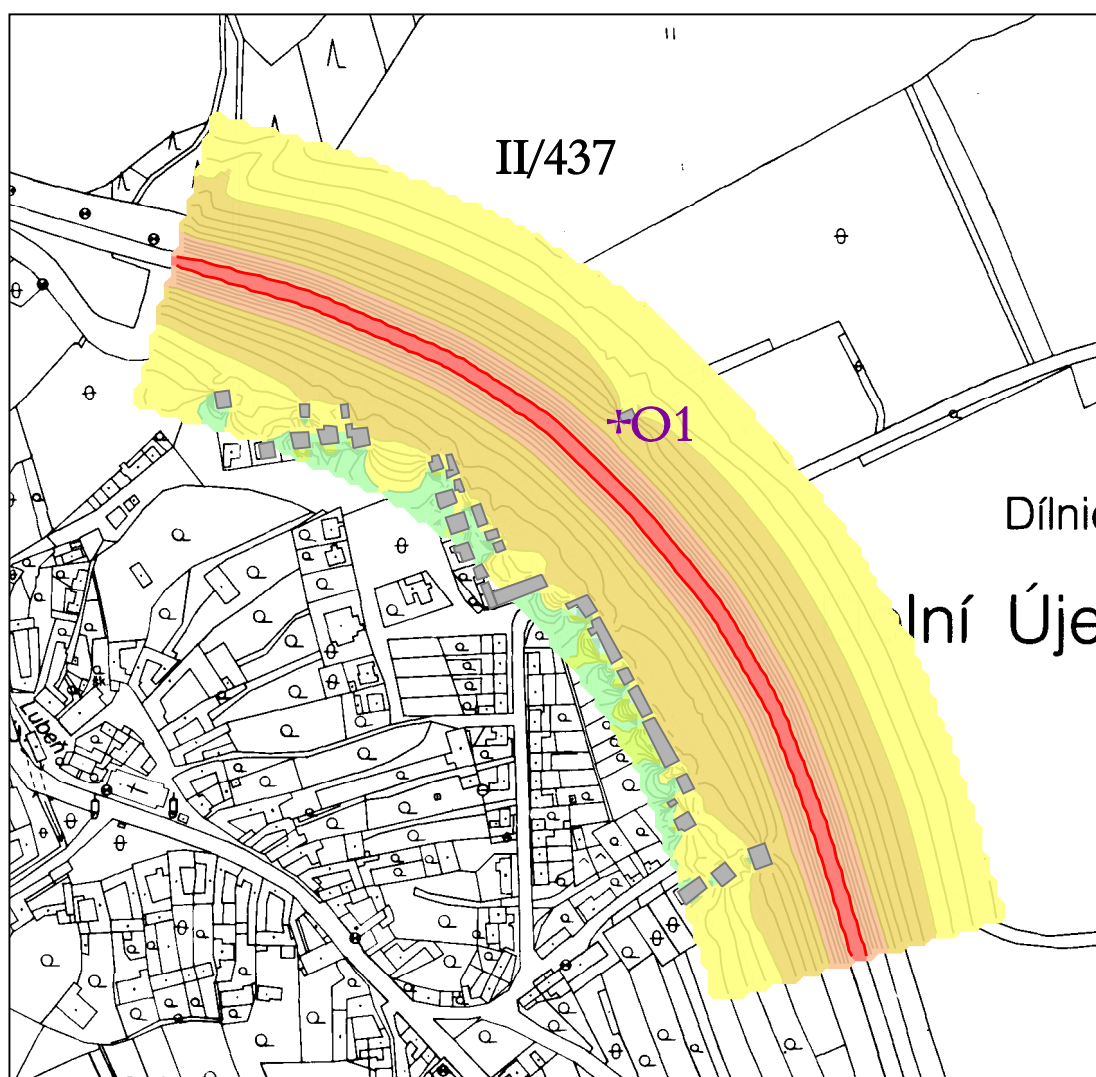










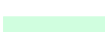






Hlukové zatížení - silniční doprava
 Dolní Újezd
 rok 2005 noc 22:00 - 6:00

Měřítko 1 : 5 000



LEGENDA

- | | |
|---|-------------------------------------|
|  | 55-60 dB |
|  | 80-85 dB |
|  | 50-55 dB |
|  | 75-80 dB |
|  | 45-50 dB |
|  | 70-75 dB |
|  | 40-45 dB |
|  | 65-70 dB |
|  | 35-40 dB |
|  | 60-65 dB |
|  | 30-35 dB |
|  | LIMITNÍ IZOFONA |
|  | VÝP. BOD U NEJZATÍŽENĚJŠÍHO OBJEKTU |
|  | NÁVRH IPO - ZATÍŽENÍ HLUKEM > 55 dB |
|  | NÁVRH IPO - ZATÍŽENÍ HLUKEM < 55 dB |
- NÁVRHY ZOHLEDŇUJÍ NEJISTOTU VÝPOČTU